



MUSEUM

COSTUME FIGURE COLLECTION


Our costume figures' fit and form is admired by world leading museums, including curators and conservators at The Met, the largest art institution in the United States.

Female costume figures come in two iconic body shapes and male figures with a straight or stepping leg. All models are built to accommodate padding that makes them suitable for displaying period and modern articles of clothing.

Handmade in our UK factory, each figure is crafted to your specification with interchangeable options such as head/headless and fixed/flexible elbows. All figures are finished with a smooth surface to eliminate stress to historical garments and then painted to a colour that suits your presentation.

THE CLASSIC

The curvaceous figure drew inspiration from ancient statues with their idolised shapely hips, full breasts and gently rounded stomachs.




MFF01 FULLER BODY
FIXED HEAD
FIXED FIBREGLASS ARMS

MFF04 FULLER BODY
HEADLESS
FLEXIBLE ELBOW JOINT

THE DAMSEL

A slight and delicate frame, created with corsetry display in mind, featuring a flat chest to accommodate tight-fit-clothing.



MFF05 SMALLER BODY
FIXED HEAD
FIXED FIBREGLASS ARMS

MFF08 SMALLER BODY
HEADLESS
FLEXIBLE ELBOW JOINT



FIXED HEAD



REMOVABLE HEAD



HEADLESS



THE GENTLEMAN - STEPPING LEG



MFM01 | STEPPING LEG
FIXED HEAD
FIXED FIBREGLASS ARMS

MFM04 | STEPPING LEG
HEADLESS
FLEXIBLE ELBOW JOINT

THE GENTLEMAN - STRAIGHT LEG



MFM05 | STRAIGHT LEG
FIXED HEAD
FIXED FIBREGLASS ARMS

MFM08 | STRAIGHT LEG
HEADLESS
FLEXIBLE ELBOW JOINT



FIXED HEAD



REMOVABLE HEAD



HEADLESS

ADJUSTABLE HEIGHT

An adjustable waist rod attaches the figures' torso and legs, allowing you to adjust the figure to the desired height. The device is easy to use for quick alteration, should you wish to simply change the height, or create an entirely new character.



FLEXIBILITY

Similar to a human arm, the figures' flexible elbows allow for expressive body language to produce emotive display and also minimise garment stress. Alternatively, opt for a fixed arm that's appropriate for short sleeved items of clothing, or a less expressive pose.



MEASUREMENTS

All measurements shown below are in centimetres.

	FEMALE		MALE	
	CLASSIC	DAMSEL	STEPPING LEG	STRAIGHT LEG
HEIGHT (MIN - MAX)	163-183	147-163	168-180	168-180
CHEST	79	74	83	83
WAIST	56	46	62	62
HIP	91	84	81	81
NECK	32	30	33	33
INSIDE LEG	75	70	86.5	86
SHOULDER TO SHOULDER	43	42	43.5	43.5
TOP OF SHOULDER TO END OF HAND (FIXED)	67.5	67.5	71.5	71.5
TOP OF SHOULDER TO END OF HAND (FLEXI)	68.5	68.5	76.5	76.5
HEIGHT OF NAPE TO BOTTOM OF TORSO	30.5	28.5	33.5	33.5
HEIGHT OF LEGS	107	100.5	111	112

Note:

All figures are complete with a choice of three spigots for use with traditional and contemporary footwear.

MUSEUM

For more information about museum collections and services,
contact museums@proportion.london
+44(0)207 749 1300



16 Hickman Avenue, London E4 9JG

www.proportion.london